

2019



ASBK.COM.AU f t i y

Round 6 : Phillip Island GP Circuit : October 4 - 6

KAWASAKI AUSTRALIAN SUPERBIKE CHAMPIONSHIP

Race 2

Date: 06/10/19
 Event: R12
 Weather: Mostly Cloudy & Windy - Temp: 20.4C
 Track: Dry - Temp: 36.6C

Started at: 13:58:38
 Laps: 12
 Starters: 24
 Printed at: 14:26

PROVISIONAL CLASSIFICATION

Pos	No	Name	Machine	Laps	Race Time	Behind Leader	Behind Prev	Fastest Lap	On Lap	Top Speed
1	1	Troy HERFOSS (QLD) / Penrite Honda Racing / Morris Finance / Elite Roads / NGK / Snap On	Honda CBR RR SP	12	18:45.784			1:32.512	5	306
2	47	Wayne MAXWELL (VIC) / Team Suzuki ECSTAR / Pirelli / Motul / Airroad / Suzuki Insur. / Suzuki Finance	Suzuki GSXRR	12	18:45.812	.028	.028	1:32.788	2	304
3	21	Josh WATERS (VIC) / Team Suzuki ECSTAR / Pirelli / Motul / Airroad / Suzuki Insur. / Suzuki Finance	Suzuki GSXRR	12	18:51.629	5.845	5.817	1:33.461	8	309
4	25	Daniel FALZON (SA) / Yamaha Racing Team	Yamaha YZF-R1	12	18:51.649	5.865	.020	1:33.365	3	311
5	12	Matt WALTERS (NSW) / Kawasaki Aust. / Kawasaki Connection / Repsol / Pirelle / Rover Coaches	Kawasaki ZX10R	12	18:52.802	7.018	1.153	1:33.023	2	310
6	14	Glenn ALLERTON (NSW) / NextGen Motorsports / Alpine Performance	BMW S RR	12	19:06.873	21.089	14.071	1:33.792	2	309
7	92	Damon REES (NZ) / Carl Cox M-sport / Mondiale Freight / Tony Rees M-cycles / Signedge / Pirelli	Honda CBR	12	19:13.230	27.446	6.357	1:35.118	6	298
8	8	Alex PHILLIS (VIC) / Team Suzuki ECSTAR	Suzuki GSXR	12	19:13.659	27.875	.429	1:35.053	10	309
9	22	Lachlan EPIS (NSW) / Response RE / Bluetounge Finance	Kawasaki ZX10R	12	19:22.782	36.998	9.123	1:35.011	2	300
10	33	Sloan FROST (VIC) / Black InK / Darby Capital	Suzuki GSXR	12	19:39.627	53.843	16.845	1:37.266	6	301
11	64	Aaron MORRIS (NSW) / NextGen Motorsports / Maxima Race Oils	BMW S RR	12	19:45.195	59.411	5.568	1:37.597	12	294
12	217	Dean HASLER (NSW) / Beerwah Bikeworks / Pinot Noir Accommodation	BMW S RR	12	19:45.614	59.830	.419	1:37.584	6	290
13	24	Matt TOOLEY (VIC) / Phillip Island Ride Days / West Sliders	Yamaha YZF-R1	12	19:47.609	1:01.825	1.995	1:37.794	6	290
14	13	David BARKER (SA) / Chris Lynch's Garage	Kawasaki ZX10R	12	19:50.210	1:04.426	2.601	1:37.129	2	296
15	11	Philip CZAJ (VIC) / Pirelli / 11Motorsport / Aprilia Aust. / Ron Angel / X-Lite / Liqui Moly	Aprilia RSV4	12	20:04.410	1:18.626	14.200	1:38.385	11	290
16	78	Nathan SPITERI (VIC) / Livson / RST	Suzuki GSXRR	12	20:07.127	1:21.343	2.717	1:38.451	2	290

Chief Timekeeper - Scott Laing

Clerk of Course - Tom Williams



www.computime.com.au
 COMPUTIME RACE TIMING SYSTEMS PTY LTD



2019



ASBK.COM.AU f t i y

Round 6 : Phillip Island GP Circuit : October 4 - 6

KAWASAKI AUSTRALIAN SUPERBIKE CHAMPIONSHIP

Race 2

Date: 06/10/19
 Event: R12
 Weather: Mostly Cloudy & Windy - Temp: 20.4C
 Track: Dry - Temp: 36.6C

Started at: 13:58:38
 Laps: 12
 Starters: 24
 Printed at: 14:26

PROVISIONAL CLASSIFICATION

Pos	No	Name	Machine	Laps	Race Time	Behind Leader	Behind Prev	Fastest Lap	On Lap	Top Speed
17	62	Brendan MCINTYRE (NSW) / Western M-c / Ric Pobjoy Racing / Motoproducts / EBC / Motul / RK / Emu Signs	Suzuki GSXR	12	20:13.786	1:28.002	6.659	1:40.144	2	285
18	34	Trent GIBSON (VIC) / Flooring Innovations	Suzuki GSXR	12	20:23.859	1:38.075	10.073	1:40.128	2	278
19	37	Michael EDWARDS (QLD) / Northstar Yamaha	Yamaha YZF-R1	12	20:24.076	1:38.292	.217	1:40.270	2	285
DNF	30	Mark CHIODO (VIC) / Penrite Honda Racing / Morris Finance / Elite Roads / NGK / Snap On	Honda CBR RR SP	7	11:35.382	5 Laps		1:33.687	2	307
DNF	46	Mike JONES (QLD) / Desmosport Ducati	Ducati 1299 FE	6	9:24.022	6 Laps		1:32.856	4	307
DNF	67	Bryan STARING (WA) / Kawasaki BCperformance / Landscapesupplies.com.au	Kawasaki ZX10R	6	9:29.583	6 Laps	5.561	1:33.546	6	307
DNF	65	Cru HALLIDAY (NSW) / Yamaha Racing Team	Yamaha YZF-R1	1	1:40.254	11 Laps		1:40.254	1	308

Fastest Lap was 1:32.512 by Troy HERFOSS (QLD)

Current race lap record for SBK class - 1:31.881 by Michael JONES (QLD) on a Kawasaki ZX10R set on 24/02/19

The results are provisional until the end of the time limit for protests and appeals.

Chief Timekeeper - Scott Laing

Clerk of Course - Tom Williams



www.computime.com.au
 COMPUTIME RACE TIMING SYSTEMS PTY LTD



2019



ASBK.COM.AU f t i y

Round 6 : Phillip Island GP Circuit : October 4 - 6

KAWASAKI AUSTRALIAN SUPERBIKE CHAMPIONSHIP

Race 2

Date: 06/10/19
 Event: R12
 Weather: Mostly Cloudy & Windy - Temp: 20.4C
 Track: Dry - Temp: 36.6C

Started at: 13:58:38
 Laps: 12
 Starters: 24
 Printed at: 14:26

PROVISIONAL LAP TIMES

No	Name	Lap 1	Lap 2	Lap 3	Lap 4	Lap 5	Lap 6	Lap 7	Lap 8	Lap 9	Lap 10	Lap 11	Lap 12
1	Troy HERFOSS (QLD)	1:39.611	1:33.673	1:32.698	1:32.702	1:32.512	1:33.369	1:33.463	1:33.440	1:33.648	1:33.571	1:33.319	1:33.778
8	Alex PHILLIS (VIC)	1:41.862	1:35.416	1:35.495	1:36.116	1:36.328	1:35.461	1:35.597	1:35.501	1:35.386	1:35.053	1:36.051	1:35.393
11	Philip CZAJ (VIC)	1:45.308	1:52.593	1:38.568	1:38.893	1:38.466	1:39.251	1:39.012	1:38.493	1:38.386	1:38.639	1:38.385	1:38.416
12	Matt WALTERS (NSW)	1:39.250	1:33.023	1:33.326	1:33.336	1:33.741	1:33.681	1:33.706	1:34.340	1:34.164	1:34.200	1:34.805	1:35.230
13	David BARKER (SA)	1:44.586	1:37.129	1:38.517	1:38.584	1:37.881	1:38.649	1:39.390	1:38.976	1:38.821	1:38.974	1:38.904	1:39.799
14	Glenn ALLERTON (NSW)	1:40.527	1:33.792	1:33.928	1:34.504	1:34.405	1:34.929	1:35.532	1:36.193	1:35.603	1:35.498	1:35.553	1:36.409
21	Josh WATERS (VIC)	1:39.791	1:33.698	1:33.772	1:33.521	1:33.594	1:33.585	1:33.738	1:33.461	1:33.609	1:34.063	1:34.668	1:34.129
22	Lachlan EPIS (NSW)	1:41.459	1:35.011	1:35.935	1:36.229	1:36.128	1:35.276	1:35.942	1:35.511	1:35.558	1:37.091	1:38.584	1:40.058
24	Matt TOOLEY (VIC)	1:45.865	1:38.501	1:37.895	1:38.333	1:37.959	1:37.794	1:39.126	1:38.713	1:38.618	1:37.945	1:38.251	1:38.609
25	Daniel FALZON (SA)	1:39.557	1:34.084	1:33.365	1:33.773	1:34.005	1:33.496	1:33.788	1:33.568	1:33.799	1:33.568	1:34.629	1:34.017
30	Mark CHIODO (VIC)	1:41.011	1:33.687	1:33.850	1:34.806	1:34.210	1:34.549	2:03.269					
33	Sloan FROST (VIC)	1:44.315	1:37.790	1:38.153	1:37.318	1:37.620	1:37.266	1:37.906	1:37.720	1:37.398	1:37.489	1:38.275	1:38.377
34	Trent GIBSON (VIC)	1:47.882	1:40.128	1:42.005	1:41.500	1:41.657	1:42.007	1:43.052	1:41.472	1:40.996	1:41.054	1:41.219	1:40.887
37	Michael EDWARDS (QLD)	1:48.292	1:40.270	1:41.865	1:40.975	1:40.731	1:41.199	1:42.374	1:42.269	1:42.654	1:41.637	1:40.941	1:40.869
46	Mike JONES (QLD)	1:38.249	1:33.038	1:33.583	1:32.856	1:33.041	1:33.255						
47	Wayne MAXWELL (VIC)	1:38.382	1:32.788	1:33.319	1:33.055	1:33.119	1:33.609	1:33.637	1:33.521	1:33.648	1:33.469	1:33.372	1:33.893
62	Brendan MCINTYRE (NSW)	1:48.116	1:40.144	1:41.486	1:40.542	1:40.168	1:40.488	1:41.121	1:40.440	1:40.309	1:40.441	1:40.164	1:40.367
64	Aaron MORRIS (NSW)	1:43.711	1:38.096	1:38.515	1:37.983	1:38.443	1:38.516	1:38.834	1:38.599	1:38.509	1:38.280	1:38.112	1:37.597
65	Cru HALLIDAY (NSW)	1:40.254											
67	Bryan STARING (WA)	1:40.689	1:33.855	1:33.833	1:33.817	1:33.843	1:33.546						
78	Nathan SPITERI (VIC)	1:47.939	1:38.451	1:39.293	1:40.434	1:40.308	1:39.918	1:41.226	1:40.735	1:39.818	1:39.417	1:39.672	1:39.916
92	Damon REES (NZ)	1:42.145	1:35.335	1:35.479	1:35.705	1:35.892	1:35.118	1:35.763	1:35.723	1:35.366	1:35.524	1:35.777	1:35.403
217	Dean HASLER (NSW)	1:45.568	1:38.592	1:38.257	1:38.149	1:37.799	1:37.584	1:39.230	1:38.667	1:37.900	1:38.036	1:38.005	1:37.827

The results are provisional until the end of the time limit for protests and appeals.

Chief Timekeeper - Scott Laing

Clerk of Course - Tom Williams



www.computime.com.au
 COMPUTIME RACE TIMING SYSTEMS PTY LTD



2019



ASBK.COM.AU f t i y

Round 6 : Phillip Island GP Circuit : October 4 - 6

KAWASAKI AUSTRALIAN SUPERBIKE CHAMPIONSHIP

Race 2

Date: 06/10/19
 Event: R12
 Weather: Mostly Cloudy & Windy - Temp: 20.4C
 Track: Dry - Temp: 36.6C

Started at: 13:58:38
 Laps: 12
 Starters: 24
 Printed at: 14:26

PROVISIONAL SPLIT TIMES

Lap	Split 1	Split 2	Split 3	Split 4	Lap Time	Spd	Lap	Split 1	Split 2	Split 3	Split 4	Lap Time	Spd
1 Troy HERFOSS (QLD) (1st)							12	23.569	1:14.847	1:11.191	27.225	1:38.416	286
1	28.523	27.281	18.079	25.728	1:39.611	222							
2	22.249	27.369	18.248	25.807	1:33.673	306							
3	22.293	26.893	17.787	25.725	1:32.698	300							
4	22.095	27.016	17.788	25.803	1:32.702	299							
5	22.069	26.756	17.773	25.914	1:32.512	300							
6	22.133	27.193	18.101	25.942	1:33.369	299							
7	22.239	27.166	18.069	25.989	1:33.463	303							
8	22.481	27.080	17.980	25.899	1:33.440	293							
9	22.548	27.216	17.998	25.886	1:33.648	291							
10	22.553	27.148	17.992	25.878	1:33.571	289							
11	22.278	27.130	18.051	25.860	1:33.319	296							
12	22.405	27.307	17.944	26.122	1:33.778	300							
							12 Matt WALTERS (NSW) (5th)						
							1	28.341	27.352	17.872	25.685	1:39.250	225
							2	22.118	27.123	18.019	25.763	1:33.023	306
							3	22.178	27.153	18.019	25.976	1:33.326	305
							4	22.173	27.130	18.174	25.859	1:33.336	303
							5	22.238	27.399	18.039	26.065	1:33.741	310
							6	22.075	27.253	18.240	26.113	1:33.681	302
							7	22.225	27.200	18.110	26.171	1:33.706	302
							8	22.267	27.414	18.159	26.500	1:34.340	300
							9	22.389	27.378	18.175	26.222	1:34.164	300
							10	22.233	27.470	18.322	26.175	1:34.200	300
							11	22.407	27.447	18.423	26.528	1:34.805	300
							12	22.703	27.632	18.458	26.437	1:35.230	306
							13 David BARKER (SA) (14th)						
							1	30.422	28.524	18.817	26.823	1:44.586	232
							2	23.195	28.157	18.746	27.031	1:37.129	296
							3	23.347	28.862	18.791	27.517	1:38.517	286
							4	23.889	28.768	18.893	27.034	1:38.584	283
							5	23.339	28.159	18.929	27.454	1:37.881	286
							6	23.737	28.631	18.805	27.476	1:38.649	285
							7	23.749	29.172	19.158	27.311	1:39.390	283
							8	23.357	28.864	19.220	27.535	1:38.976	286
							9	23.575	28.941	18.883	27.422	1:38.821	285
							10	23.504	29.214	18.838	27.418	1:38.974	290
							11	23.618	28.771	18.976	27.539	1:38.904	285
							12	23.996	28.889	19.098	27.816	1:39.799	289
							14 Glenn ALLERTON (NSW) (6th)						
							1	28.992	27.542	18.020	25.973	1:40.527	229
							2	22.361	27.242	18.068	26.121	1:33.792	309
							3	22.387	27.269	18.174	26.098	1:33.928	307
							4	22.526	27.704	18.135	26.139	1:34.504	304
							5	22.455	27.381	18.279	26.290	1:34.405	306
							6	22.540	27.559	18.353	26.477	1:34.929	301
							7	22.725	27.682	18.531	26.594	1:35.532	294
							8	22.848	27.771	18.833	26.741	1:36.193	298
							9	22.871	27.727	18.489	26.516	1:35.603	298
11 Philip CZAJ (VIC) (15th)													
1	30.499	28.872	18.991	26.946	1:45.308	230							
2	23.288	41.966	19.569	27.770	1:52.593	290							
3	23.689	28.674	18.888	27.317	1:38.568	286							
4	23.608	28.837	19.012	27.436	1:38.893	286							
5	23.552	28.762	18.969	27.183	1:38.466	290							
6	24.066	28.711	18.974	27.500	1:39.251	288							
7	23.846	28.704	19.048	27.414	1:39.012	286							
8	23.846	28.559	18.881	27.207	1:38.493	286							
9	23.650	28.532	18.902	27.302	1:38.386	285							
10	23.491	28.722	19.104	27.322	1:38.639	287							
11	23.603	28.539	19.007	27.236	1:38.385	289							

Chief Timekeeper - Scott Laing

Clerk of Course - Tom Williams



www.computime.com.au
COMPUTIME RACE TIMING SYSTEMS PTY LTD

2019



ASBK.COM.AU f t i y

Round 6 : Phillip Island GP Circuit : October 4 - 6

KAWASAKI AUSTRALIAN SUPERBIKE CHAMPIONSHIP

Race 2

Date: 06/10/19
 Event: R12
 Weather: Mostly Cloudy & Windy - Temp: 20.4C
 Track: Dry - Temp: 36.6C

Started at: 13:58:38
 Laps: 12
 Starters: 24
 Printed at: 14:26

PROVISIONAL SPLIT TIMES

Lap	Split 1	Split 2	Split 3	Split 4	Lap Time	Spd	Lap	Split 1	Split 2	Split 3	Split 4	Lap Time	Spd
10	22.711	27.728	18.524	26.535	1:35.498	299	8	23.477	28.841	19.241	27.154	1:38.713	287
11	22.692	27.713	18.499	26.649	1:35.553	298	9	23.452	28.891	18.855	27.420	1:38.618	286
12	22.756	28.110	18.717	26.826	1:36.409	298	10	23.437	28.538	18.761	27.209	1:37.945	287
							11	23.430	28.662	18.876	27.283	1:38.251	280
							12	23.623	28.740	18.894	27.352	1:38.609	283
21 Josh WATERS (VIC) (3rd)													
1	28.901	27.179	17.992	25.719	1:39.791	228							
2	22.282	27.427	18.152	25.837	1:33.698	309	25 Daniel FALZON (SA) (4th)						
3	22.553	27.256	17.966	25.997	1:33.772	304	1	28.272	27.257	18.230	25.798	1:39.557	220
4	22.162	27.225	18.012	26.122	1:33.521	306	2	22.221	27.827	18.223	25.813	1:34.084	307
5	22.539	27.115	18.040	25.900	1:33.594	301	3	22.177	27.178	18.106	25.904	1:33.365	311
6	22.219	27.215	18.096	26.055	1:33.585	302	4	22.257	27.169	18.124	26.223	1:33.773	302
7	22.268	27.291	18.177	26.002	1:33.738	300	5	22.393	27.441	18.150	26.021	1:34.005	301
8	22.328	27.060	17.996	26.077	1:33.461	300	6	22.271	27.215	18.045	25.965	1:33.496	303
9	22.363	27.213	17.958	26.075	1:33.609	300	7	22.220	27.268	18.248	26.052	1:33.788	303
10	22.255	27.406	18.283	26.119	1:34.063	304	8	22.371	27.088	18.016	26.093	1:33.568	301
11	22.532	27.501	18.244	26.391	1:34.668	305	9	22.271	27.265	18.170	26.093	1:33.799	301
12	22.381	27.545	18.119	26.084	1:34.129	301	10	22.247	27.256	18.066	25.999	1:33.568	303
							11	22.503	27.495	18.215	26.416	1:34.629	306
							12	22.401	27.205	18.169	26.242	1:34.017	306
22 Lachlan EPIS (NSW) (9th)													
1	29.365	27.712	18.086	26.296	1:41.459	231	30 Mark CHIODO (VIC) (DNF)						
2	22.633	27.716	18.353	26.309	1:35.011	300	1	29.323	27.639	17.835	26.214	1:41.011	225
3	23.084	27.708	18.615	26.528	1:35.935	298	2	22.353	27.340	18.010	25.984	1:33.687	307
4	22.840	28.090	18.698	26.601	1:36.229	298	3	22.465	27.139	18.099	26.147	1:33.850	306
5	23.016	27.929	18.836	26.347	1:36.128	297	4	22.530	27.598	18.085	26.593	1:34.806	304
6	22.817	27.727	18.361	26.371	1:35.276	298	5	22.373	27.433	18.347	26.057	1:34.210	299
7	23.084	27.817	18.505	26.536	1:35.942	298	6	22.452	27.478	18.190	26.429	1:34.549	299
8	23.006	27.766	18.340	26.399	1:35.511	297	7	39.910	36.891	19.704	26.764	2:03.269	299
9	22.813	27.900	18.422	26.423	1:35.558	298							
10	23.121	28.348	18.716	26.906	1:37.091	298	33 Sloan FROST (VIC) (10th)						
11	23.444	28.945	19.022	27.173	1:38.584	295	1	30.308	28.453	17.769	26.785	1:44.315	231
12	24.028	29.515	19.384	27.131	1:40.058	293	2	23.299	28.625	19.037	26.829	1:37.790	301
							3	23.345	28.733	18.871	27.204	1:38.153	295
24 Matt TOOLEY (VIC) (13th)							4	23.149	28.338	18.847	26.984	1:37.318	300
1	31.086	28.819	18.916	27.044	1:45.865	216	5	23.203	28.338	19.005	27.074	1:37.620	294
2	23.507	28.966	18.797	27.231	1:38.501	290	6	23.135	28.315	18.773	27.043	1:37.266	293
3	23.487	28.331	18.758	27.319	1:37.895	290	7	23.339	28.415	19.023	27.129	1:37.906	294
4	23.341	28.448	18.995	27.549	1:38.333	281	8	23.257	28.505	18.862	27.096	1:37.720	293
5	23.562	28.611	18.794	26.992	1:37.959	279	9	23.107	28.268	18.847	27.176	1:37.398	293
6	23.464	28.436	18.867	27.027	1:37.794	290	10	23.071	28.270	18.818	27.330	1:37.489	293
7	23.434	29.343	19.256	27.093	1:39.126	283							

Chief Timekeeper - Scott Laing

Clerk of Course - Tom Williams



www.computime.com.au
 COMPUTIME RACE TIMING SYSTEMS PTY LTD



2019



ASBK.COM.AU f t i y

Round 6 : Phillip Island GP Circuit : October 4 - 6

KAWASAKI AUSTRALIAN SUPERBIKE CHAMPIONSHIP

Race 2

Date: 06/10/19
 Event: R12
 Weather: Mostly Cloudy & Windy - Temp: 20.4C
 Track: Dry - Temp: 36.6C

Started at: 13:58:38
 Laps: 12
 Starters: 24
 Printed at: 14:26

PROVISIONAL SPLIT TIMES

Lap	Split 1	Split 2	Split 3	Split 4	Lap Time	Spd	Lap	Split 1	Split 2	Split 3	Split 4	Lap Time	Spd
11	23.169	28.296	18.951	27.859	1:38.275	292	1	27.986	26.913	17.811	25.672	1:38.382	223
12	23.541	28.397	18.962	27.477	1:38.377	281	2	22.242	27.029	17.894	25.623	1:32.788	303
							3	22.536	27.064	17.971	25.748	1:33.319	301
							4	22.300	26.969	17.999	25.787	1:33.055	299
34 Trent GIBSON (VIC) (18th)							5	22.295	26.999	17.931	25.894	1:33.119	299
1	31.431	29.244	19.394	27.813	1:47.882	233	6	22.489	27.159	18.094	25.867	1:33.609	296
2	24.012	29.040	19.352	27.724	1:40.128	278	7	22.342	27.271	17.958	26.066	1:33.637	304
3	24.511	29.602	19.754	28.138	1:42.005	276	8	22.451	27.067	17.983	26.020	1:33.521	296
4	24.299	29.603	19.729	27.869	1:41.500	272	9	22.471	27.116	18.026	26.035	1:33.648	296
5	24.456	29.573	19.783	27.845	1:41.657	268	10	22.406	27.175	17.978	25.910	1:33.469	298
6	24.605	29.583	19.749	28.070	1:42.007	265	11	22.306	27.083	18.037	25.946	1:33.372	298
7	25.033	30.135	19.850	28.034	1:43.052	267	12	22.579	27.134	18.166	26.014	1:33.893	298
8	24.553	29.400	19.562	27.957	1:41.472	269							
9	24.245	29.463	19.412	27.876	1:40.996	271	62 Brendan MCINTYRE (NSW) (17th)						
10	24.283	29.356	19.485	27.930	1:41.054	274	1	31.379	29.880	19.288	27.569	1:48.116	232
11	24.303	29.387	19.563	27.966	1:41.219	276	2	24.143	29.338	19.227	27.436	1:40.144	267
12	24.416	1:16.471	1:13.070	27.817	1:40.887	271	3	24.583	29.480	19.624	27.799	1:41.486	272
							4	24.152	29.210	19.390	27.790	1:40.542	276
37 Michael EDWARDS (QLD) (19th)							5	24.119	29.069	19.441	27.539	1:40.168	285
1	31.839	29.686	19.448	27.319	1:48.292	222	6	24.449	29.164	19.363	27.512	1:40.488	279
2	24.340	29.218	19.321	27.391	1:40.270	273	7	24.384	29.314	19.724	27.699	1:41.121	283
3	24.442	29.611	19.638	28.174	1:41.865	283	8	24.380	29.126	19.347	27.587	1:40.440	283
4	24.363	29.419	19.499	27.694	1:40.975	274	9	24.189	29.091	19.485	27.544	1:40.309	281
5	24.294	29.134	19.567	27.736	1:40.731	283	10	24.134	29.128	19.540	27.639	1:40.441	282
6	24.174	29.568	19.583	27.874	1:41.199	284	11	24.148	28.967	19.459	27.590	1:40.164	281
7	24.840	29.655	19.783	28.096	1:42.374	279	12	24.276	1:16.091	1:12.775	27.592	1:40.367	279
8	24.739	29.846	19.612	28.072	1:42.269	279							
9	24.801	29.866	19.797	28.190	1:42.654	283	64 Aaron MORRIS (NSW) (11th)						
10	24.928	29.640	19.525	27.544	1:41.637	285	1	30.057	28.388	18.712	26.554	1:43.711	234
11	24.437	29.387	19.579	27.538	1:40.941	282	2	23.379	28.743	19.228	26.746	1:38.096	293
12	24.505	1:16.364	1:13.173	27.696	1:40.869	276	3	23.538	29.045	18.986	26.946	1:38.515	290
							4	23.624	28.622	19.050	26.687	1:37.983	290
46 Mike JONES (QLD) (DNF)							5	23.608	28.997	19.132	26.706	1:38.443	289
1	27.757	26.964	17.858	25.670	1:38.249	221	6	23.591	28.536	19.266	27.123	1:38.516	294
2	22.265	27.360	17.911	25.502	1:33.038	307	7	23.667	28.934	19.311	26.922	1:38.834	287
3	22.366	27.266	18.111	25.840	1:33.583	306	8	23.643	28.761	19.228	26.967	1:38.599	287
4	22.233	27.000	17.954	25.669	1:32.856	304	9	23.571	28.679	19.157	27.102	1:38.509	286
5	22.300	27.122	17.860	25.759	1:33.041	303	10	23.484	28.725	19.171	26.900	1:38.280	288
6	22.293	27.130	18.073	25.759	1:33.255	301	11	23.497	28.766	18.953	26.896	1:38.112	289
							12	23.401	28.465	18.944	26.787	1:37.597	289
47 Wayne MAXWELL (VIC) (2nd)													

Chief Timekeeper - Scott Laing

Clerk of Course - Tom Williams



2019



ASBK.COM.AU f t i y

Round 6 : Phillip Island GP Circuit : October 4 - 6

KAWASAKI AUSTRALIAN SUPERBIKE CHAMPIONSHIP

Race 2

Date: 06/10/19
 Event: R12
 Weather: Mostly Cloudy & Windy - Temp: 20.4C
 Track: Dry - Temp: 36.6C

Started at: 13:58:38
 Laps: 12
 Starters: 24
 Printed at: 14:26

PROVISIONAL SPLIT TIMES

Lap	Split 1	Split 2	Split 3	Split 4	Lap Time	Spd	Lap	Split 1	Split 2	Split 3	Split 4	Lap Time	Spd
65 Cru HALLIDAY (NSW) (DNF)													
1	<u>28.721</u>	<u>27.554</u>	<u>17.910</u>	<u>26.069</u>	<u>1:40.254</u>	221	3	22.888	27.816	18.381	26.394	1:35.479	296
							4	22.838	27.692	18.633	26.542	1:35.705	296
							5	23.114	27.969	18.523	26.286	1:35.892	292
							6	<u>22.775</u>	27.697	18.365	26.281	<u>1:35.118</u>	290
67 Bryan STARING (WA) (DNF)													
1	29.166	27.566	<u>17.963</u>	25.994	1:40.689	226	7	23.134	27.719	18.506	26.404	1:35.763	287
2	22.386	27.392	18.041	26.036	1:33.855	306	8	23.008	27.928	18.390	26.397	1:35.723	284
3	22.394	<u>27.212</u>	18.110	26.117	1:33.833	307	9	22.951	27.753	18.311	26.351	1:35.366	285
4	22.503	27.328	18.099	<u>25.887</u>	1:33.817	303	10	22.888	27.813	18.411	26.412	1:35.524	288
5	22.370	27.260	18.195	26.018	1:33.843	305	11	23.306	27.772	18.353	26.346	1:35.777	287
6	<u>22.316</u>	27.240	18.035	25.955	<u>1:33.546</u>	303	12	22.795	<u>27.688</u>	18.433	26.487	1:35.403	287
78 Nathan SPITERI (VIC) (16th)													
1	31.555	29.360	19.222	27.802	1:47.939	232	217 Dean HASLER (NSW) (12th)						
2	<u>23.465</u>	<u>28.827</u>	<u>18.994</u>	<u>27.165</u>	<u>1:38.451</u>	289	1	30.819	28.970	18.875	<u>26.904</u>	1:45.568	227
3	23.813	29.010	19.083	27.387	1:39.293	290	2	23.504	29.030	18.714	27.344	1:38.592	281
4	24.267	29.275	19.279	27.613	1:40.434	287	3	23.562	28.853	18.833	27.009	1:38.257	283
5	23.793	29.482	19.455	27.578	1:40.308	285	4	23.418	28.567	18.951	27.213	1:38.149	290
6	23.857	29.214	19.247	27.600	1:39.918	283	5	23.485	28.530	18.792	26.992	1:37.799	286
7	24.134	29.835	19.447	27.810	1:41.226	283	6	23.510	<u>28.377</u>	<u>18.697</u>	27.000	<u>1:37.584</u>	280
8	23.932	29.861	19.209	27.733	1:40.735	283	7	23.558	29.484	19.016	27.172	1:39.230	287
9	24.083	28.953	19.366	27.416	1:39.818	283	8	<u>23.306</u>	28.885	19.324	27.152	1:38.667	288
10	23.757	28.906	19.338	27.416	1:39.417	284	9	23.595	28.501	18.794	27.010	1:37.900	271
11	24.026	29.002	19.253	27.391	1:39.672	286	10	23.400	28.602	19.029	27.005	1:38.036	290
12	23.927	1:15.989	1:12.412	27.504	1:39.916	286	11	23.439	28.763	18.885	26.918	1:38.005	281
							12	23.440	28.661	18.741	26.985	1:37.827	281
92 Damon REES (NZ) (7th)													
1	29.800	27.892	<u>18.220</u>	26.233	1:42.145	226							
2	23.006	27.730	18.420	<u>26.179</u>	1:35.335	298							

The results are provisional until the end of the time limit for protests and appeals.

Scott Laing
 Chief Timekeeper - Scott Laing

Tom Williams
 Clerk of Course - Tom Williams



www.computime.com.au
COMPUTIME RACE TIMING SYSTEMS PTY LTD



2019



ASBK.COM.AU f t i y

Round 6 : Phillip Island GP Circuit : October 4 - 6

KAWASAKI AUSTRALIAN SUPERBIKE CHAMPIONSHIP

Race 2

Date: 06/10/19
Event: R12
Weather: Mostly Cloudy & Windy - Temp: 20.4C
Track: Dry - Temp: 36.6C


Started at: 13:58:38
Laps: 12
Starters: 24
Printed at: 14:26

PROVISIONAL FASTEST LAPS SEQUENCE

Lap	Race Pos	No	Name	Machine	Fastest Lap	On Lap
1	1	46	Mike JONES (QLD)	Ducati 1299 FE	1:38.249	1
2	1	47	Wayne MAXWELL (VIC)	Suzuki GSXRR	1:32.788	2
3	4	1	Troy HERFOSS (QLD)	Honda CBR RR SP	1:32.698	3
5	3	1	Troy HERFOSS (QLD)	Honda CBR RR SP	1:32.512	5

The results are provisional until the end of the time limit for protests and appeals.


Chief Timekeeper - Scott Laing


Clerk of Course - Tom Williams



www.computime.com.au
COMPUTIME RACE TIMING SYSTEMS PTY LTD



2019



Round 6 : Phillip Island GP Circuit : October 4 - 6

KAWASAKI AUSTRALIAN SUPERBIKE CHAMPIONSHIP

Race 2

Date: 06/10/19
 Event: R12
 Weather: Mostly Cloudy & Windy - Temp: 20.4C
 Track: Dry - Temp: 36.6C

Started at: 13:58:38
 Laps: 12
 Starters: 24
 Printed at: 14:26

PROVISIONAL LAP SHEET

No	Lap Time	Gap	No	Lap Time	Gap	No	Lap Time	Gap	No	Lap Time	Gap	No	Lap Time	Gap			
Lap 1			21	1:33.698	2.319	92	1:35.479	8.470	62	1:40.542	32.744	47	1:33.609	.250	1	1:33.369	.543
46	1:38.249		25	1:34.084	2.471	13	1:38.517	15.743	37	1:40.975	33.858	12	1:33.681	2.335	21	1:33.585	3.939
47	1:38.382	.133	14	1:33.792	3.149	33	1:38.153	15.769	34	1:41.500	33.971	25	1:33.496	4.258	67	1:33.546	5.561
12	1:39.250	1.001	67	1:33.855	3.374	64	1:38.515	15.833	11	1:38.893	37.818	14	1:34.929	8.063	30	1:34.549	8.091
25	1:39.557	1.308	30	1:33.687	3.528	24	1:37.895	17.772	Lap 5			92	1:35.118	15.652			
1	1:39.611	1.362	22	1:35.011	5.300	217	1:38.257	17.928	47	1:33.119		22	1:35.276	16.016			
21	1:39.791	1.542	8	1:35.416	6.108	78	1:39.293	21.194	46	1:33.041	.104	8	1:35.461	16.656			
65	1:40.254	2.005	92	1:35.335	6.310	62	1:41.486	25.257	1	1:32.512	.533	33	1:37.266	28.440			
14	1:40.527	2.278	13	1:37.129	10.545	34	1:42.005	25.526	12	1:33.741	2.013	64	1:38.516	31.242			
67	1:40.689	2.440	64	1:38.096	10.637	37	1:41.865	25.938	21	1:33.594	3.713	13	1:38.649	31.324			
30	1:41.011	2.762	33	1:37.790	10.935	11	1:38.568	31.980	25	1:34.005	4.121	217	1:37.584	31.927			
22	1:41.459	3.210	217	1:38.592	12.990	Lap 4			67	1:33.843	5.374	24	1:37.794	32.325			
8	1:41.862	3.613	24	1:38.501	13.196	47	1:33.055		14	1:34.405	6.493	78	1:39.918	42.321			
92	1:42.145	3.896	78	1:38.451	15.220	46	1:32.856	.182	30	1:34.210	6.901	62	1:40.488	46.922			
64	1:43.711	5.462	34	1:40.128	16.840	1	1:32.702	1.140	92	1:35.892	13.893	11	1:39.251	49.057			
33	1:44.315	6.066	62	1:40.144	17.090	12	1:33.336	1.391	22	1:36.128	14.099	37	1:41.199	49.310			
13	1:44.586	6.337	37	1:40.270	17.392	25	1:33.773	3.235	8	1:36.328	14.554	34	1:42.007	51.157			
11	1:45.308	7.059	11	1:52.593	26.731	21	1:33.521	3.238	33	1:37.620	24.533	Lap 7					
217	1:45.568	7.319	Lap 3			67	1:33.817	4.650	13	1:37.881	26.034	47	1:33.637				
24	1:45.865	7.616	47	1:33.319		14	1:34.504	5.207	64	1:38.443	26.085	1	1:33.463	.119			
34	1:47.882	9.633	46	1:33.583	.381	30	1:34.806	5.810	217	1:37.799	27.702	12	1:33.706	2.154			
78	1:47.939	9.690	12	1:33.326	1.110	22	1:36.229	11.090	24	1:37.959	27.890	21	1:33.738	3.790			
62	1:48.116	9.867	1	1:32.698	1.493	92	1:35.705	11.120	78	1:40.308	35.762	25	1:33.788	4.159			
37	1:48.292	10.043	25	1:33.365	2.517	8	1:36.116	11.345	62	1:40.168	39.793	14	1:35.532	9.708			
Lap 2			21	1:33.772	2.772	33	1:37.318	20.032	37	1:40.731	41.470	92	1:35.763	17.528			
47	1:32.788		14	1:33.928	3.758	64	1:37.983	20.761	34	1:41.657	42.509	22	1:35.942	18.071			
46	1:33.038	.117	67	1:33.833	3.888	13	1:38.584	21.272	11	1:38.466	43.165	Lap 6					
12	1:33.023	1.103	30	1:33.850	4.059	217	1:38.149	23.022	Lap 6								
1	1:33.673	2.114	22	1:35.935	7.916	24	1:38.333	23.050	46	1:33.255							
			8	1:35.495	8.284	78	1:40.434	28.573									

Chief Timekeeper - Scott Laing

Clerk of Course - Tom Williams



www.computime.com.au
COMPUTIME RACE TIMING SYSTEMS PTY LTD

2019



ASBK.COM.AU f t i y

Round 6 : Phillip Island GP Circuit : October 4 - 6

KAWASAKI AUSTRALIAN SUPERBIKE CHAMPIONSHIP

Race 2

Date: 06/10/19
 Event: R12
 Weather: Mostly Cloudy & Windy - Temp: 20.4C
 Track: Dry - Temp: 36.6C

Started at: 13:58:38
 Laps: 12
 Starters: 24
 Printed at: 14:26

PROVISIONAL LAP SHEET

No	Lap Time	Gap	No	Lap Time	Gap	No	Lap Time	Gap	No	Lap Time	Gap
8	1:35.597	18.366	37	1:42.269	1:06.54	92	1:35.524	23.503	62	1:40.164	1:21.50
33	1:37.906	32.459	34	1:41.472	1:08.27	8	1:35.053	23.668	34	1:41.219	1:31.05
64	1:38.834	36.189				22	1:37.091	25.593	37	1:40.941	1:31.28
13	1:39.390	36.827	Lap 9			33	1:37.489	44.428	Lap 12		
217	1:39.230	37.270	47	1:33.648		64	1:38.280	50.939	1	1:33.778	
30	2:03.269	37.473	1	1:33.648	.038	217	1:38.036	51.235	47	1:33.893	.028
24	1:39.126	37.564	12	1:34.164	3.489	24	1:37.945	52.202	21	1:34.129	5.845
78	1:41.226	49.660	21	1:33.609	3.691	13	1:38.974	52.960	25	1:34.017	5.865
62	1:41.121	54.156	25	1:33.799	4.357	78	1:39.417	1:08.99	12	1:35.230	7.018
11	1:39.012	54.182	14	1:35.603	14.335	11	1:38.639	1:09.06	14	1:36.409	21.089
37	1:42.374	57.797	92	1:35.366	21.448	62	1:40.441	1:14.70	92	1:35.403	27.446
34	1:43.052	1:00.32	22	1:35.558	21.971	34	1:41.054	1:23.20	8	1:35.393	27.875
			8	1:35.386	22.084	37	1:41.637	1:23.71	22	1:40.058	36.998
Lap 8			33	1:37.398	40.408	Lap 11			33	1:38.377	53.843
47	1:33.521		64	1:38.509	46.128	47	1:33.372		64	1:37.597	59.411
1	1:33.440	.038	217	1:37.900	46.668	1	1:33.319	.087	217	1:37.827	59.830
12	1:34.340	2.973	13	1:38.821	47.455	21	1:34.668	5.581	24	1:38.609	1:01.82
21	1:33.461	3.730	24	1:38.618	47.726	12	1:34.805	5.653	13	1:39.799	1:04.42
25	1:33.568	4.206	78	1:39.818	1:03.04	25	1:34.629	5.713	11	1:38.416	1:18.62
14	1:36.193	12.380	11	1:38.386	1:03.89	14	1:35.553	18.545	78	1:39.916	1:21.34
92	1:35.723	19.730	62	1:40.309	1:07.73	92	1:35.777	25.908	62	1:40.367	1:28.00
22	1:35.511	20.061	37	1:42.654	1:15.55	8	1:36.051	26.347	34	1:40.887	1:38.07
8	1:35.501	20.346	34	1:40.996	1:15.62	22	1:38.584	30.805	37	1:40.869	1:38.29
33	1:37.720	36.658	Lap 10			33	1:38.275	49.331			
64	1:38.599	41.267	47	1:33.469		64	1:38.112	55.679			
13	1:38.976	42.282	1	1:33.571	.140	217	1:38.005	55.868			
217	1:38.667	42.416	12	1:34.200	4.220	24	1:38.251	57.081			
24	1:38.713	42.756	21	1:34.063	4.285	13	1:38.904	58.492			
78	1:40.735	56.874	25	1:33.568	4.456	11	1:38.385	1:14.07			
11	1:38.493	59.154	14	1:35.498	16.364	78	1:39.672	1:15.29			
62	1:40.440	1:01.07									

The results are provisional until the end of the time limit for protests and appeals.

Scott Laing
 Chief Timekeeper - Scott Laing

Tom Williams
 Clerk of Course - Tom Williams



www.computime.com.au
COMPUTIME RACE TIMING SYSTEMS PTY LTD



2019



ASBK.COM.AU f t i y

Round 6 : Phillip Island GP Circuit : October 4 - 6

KAWASAKI AUSTRALIAN SUPERBIKE CHAMPIONSHIP

Race 2

Date: 06/10/19
 Event: R12
 Weather: Mostly Cloudy & Windy - Temp: 20.4C
 Track: Dry - Temp: 36.6C

Started at: 13:58:38
 Laps: 12
 Starters: 24
 Printed at: 14:26

PROVISIONAL LAP CHART

Grid	1	2	3	4	5	6	7	8	9	10	11	12
46	46	47	47	47	47	46	47	47	47	47	47	1
47	47	46	46	46	46	47	1	1	1	1	1	47
12	12	12	12	1	1	1	12	12	12	12	21	21
25	25	1	1	12	12	12	21	21	21	21	12	25
1	1	21	25	25	21	21	25	25	25	25	25	12
65	21	25	21	21	25	25	14	14	14	14	14	14
21	65	14	14	67	67	67	92	92	92	92	92	92
14	14	67	67	14	14	14	22	22	22	8	8	8
67	67	30	30	30	30	30	8	8	8	22	22	22
30	30	22	22	22	92	92	33	33	33	33	33	33
92	22	8	8	92	22	22	64	64	64	64	64	64
27	8	92	92	8	8	8	13	13	217	217	217	217
8	92	13	13	33	33	33	217	217	13	24	24	24
22	64	64	33	64	13	64	30	24	24	13	13	13
64	33	33	64	13	64	13	24	78	78	78	11	11
33	13	217	24	217	217	217	78	11	11	11	78	78
13	11	24	217	24	24	24	62	62	62	62	62	62
24	217	78	78	78	78	78	11	37	37	34	34	34
11	24	34	62	62	62	62	37	34	34	37	37	37
62	34	62	34	37	37	11	34					
217	78	37	37	34	34	37						
78	62	11	11	11	11	34						
34	37											
37												

The results are provisional until the end of the time limit for protests and appeals.

Scott Laing
 Chief Timekeeper - Scott Laing

Tom Williams
 Clerk of Course - Tom Williams



www.computime.com.au
 COMPUTIME RACE TIMING SYSTEMS PTY LTD



2019



ASBK.COM.AU f t i y

Round 6 : Phillip Island GP Circuit : October 4 - 6

KAWASAKI AUSTRALIAN SUPERBIKE CHAMPIONSHIP

Race 2

Date: 06/10/19
 Event: R12
 Weather: Mostly Cloudy & Windy - Temp: 20.4C
 Track: Dry - Temp: 36.6C

Started at: 13:58:38
 Laps: 12
 Starters: 24
 Printed at: 14:26

PROVISIONAL BEST PARTIAL TIMES

Pos	Split 1		Split 2		Split 3		Split 4		LAP		Ideal	Fastest
	Name	Time	Name	Time	Name	Time	Name	Time	Name	Time		
1	T. HERFOSS	22.069	T. HERFOSS	26.756	T. HERFOSS	17.773	M. JONES	25.502	T. HERFOSS	1:32.323	1:32.512	
2	M. WALTERS	22.075	W. MAXWELL	26.913	W. MAXWELL	17.811	W. MAXWELL	25.623	M. JONES	1:32.557	1:32.856	
3	J. WATERS	22.162	M. JONES	26.964	M. CHIODO	17.835	M. WALTERS	25.685	W. MAXWELL	1:32.589	1:32.788	
4	D. FALZON	22.177	J. WATERS	27.060	M. JONES	17.858	J. WATERS	25.719	M. WALTERS	1:32.755	1:33.023	
5	M. JONES	22.233	D. FALZON	27.088	M. WALTERS	17.872	T. HERFOSS	25.725	J. WATERS	1:32.899	1:33.461	
6	W. MAXWELL	22.242	M. WALTERS	27.123	C. HALLIDAY	17.910	D. FALZON	25.798	D. FALZON	1:33.079	1:33.365	
7	C. HALLIDAY	22.242	M. CHIODO	27.139	J. WATERS	17.958	B. STARING	25.887	M. CHIODO	1:33.311	1:33.687	
8	B. STARING	22.316	B. STARING	27.212	B. STARING	17.963	G. ALLERTON	25.973	B. STARING	1:33.378	1:33.546	
9	M. CHIODO	22.353	G. ALLERTON	27.242	D. FALZON	18.016	M. CHIODO	25.984	C. HALLIDAY	1:33.571	1:40.254	
10	G. ALLERTON	22.361	C. HALLIDAY	27.350	G. ALLERTON	18.020	C. HALLIDAY	26.069	G. ALLERTON	1:33.596	1:33.792	
11	A. PHILLIS	22.597	A. PHILLIS	27.614	L. EPIS	18.086	A. PHILLIS	26.157	A. PHILLIS	1:34.708	1:35.053	
12	L. EPIS	22.633	D. REES	27.688	D. REES	18.220	D. REES	26.179	L. EPIS	1:34.723	1:35.011	
13	D. REES	22.775	L. EPIS	27.708	A. PHILLIS	18.340	L. EPIS	26.296	D. REES	1:34.862	1:35.118	
14	S. FROST	23.071	D. BARKER	28.157	D. HASLER	18.697	A. MORRIS	26.554	S. FROST	1:36.893	1:37.266	
15	D. BARKER	23.195	S. FROST	28.268	A. MORRIS	18.712	S. FROST	26.785	D. BARKER	1:36.921	1:37.129	
16	P. CZAJ	23.288	M. TOOLEY	28.331	D. BARKER	18.746	D. BARKER	26.823	A. MORRIS	1:37.033	1:37.597	
17	D. HASLER	23.306	D. HASLER	28.377	M. TOOLEY	18.758	D. HASLER	26.904	D. HASLER	1:37.284	1:37.584	
18	M. TOOLEY	23.341	A. MORRIS	28.388	S. FROST	18.769	P. CZAJ	26.946	M. TOOLEY	1:37.422	1:37.794	
19	A. MORRIS	23.379	P. CZAJ	28.532	P. CZAJ	18.881	M. TOOLEY	26.992	P. CZAJ	1:37.647	1:38.385	
20	N. SPITERI	23.465	N. SPITERI	28.827	N. SPITERI	18.994	N. SPITERI	27.165	N. SPITERI	1:38.451	1:38.451	
21	T. GIBSON	24.012	B. MCINTYRE	28.967	B. MCINTYRE	19.227	M. EDWARDS	27.319	B. MCINTYRE	1:39.749	1:40.144	
22	B. MCINTYRE	24.119	T. GIBSON	29.040	M. EDWARDS	19.321	B. MCINTYRE	27.436	M. EDWARDS	1:39.948	1:40.270	
23	M. EDWARDS	24.174	M. EDWARDS	29.134	T. GIBSON	19.352	T. GIBSON	27.724	T. GIBSON	1:40.128	1:40.128	

The results are provisional until the end of the time limit for protests and appeals.

Chief Timekeeper - Scott Laing

Clerk of Course - Tom Williams



www.computime.com.au
 COMPUTIME RACE TIMING SYSTEMS PTY LTD



2019



ASBK.COM.AU f t i y

Round 6 : Phillip Island GP Circuit : October 4 - 6

KAWASAKI AUSTRALIAN SUPERBIKE CHAMPIONSHIP PROVISIONAL POINTS

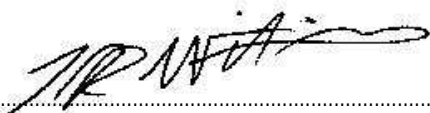
AUSTRALIAN SUPERBIKE CHAMPIONSHIP

Pos	No	Name	Rnd 6 Pole	Rnd 6 Race 1	Rnd 6 Race 2	Total
1	1	Troy HERFOSS		20	25	45
2	47	Wayne MAXWELL		25	20	45
3	21	Josh WATERS		17	18	35
4	25	Daniel FALZON		15	17	32
5	12	Matt WALTERS		14	16	30
6	14	Glenn ALLERTON		11	15	26
7	8	Alex PHILLIS		8	13	21
8	22	Lachlan EPIS		9	12	21
9	46	Michael JONES	1	18		19
10	33	Sloan FROST		7	11	18
11	65	Cru HALLIDAY		16		16
12	217	Dean HASLER		6	9	15
13	92	Damon REES			14	14
14	67	Bryan STARING		13		13
15	30	Mark CHIODO		12		12
16	13	David BARKER		4	7	11
17	11	Philip CZAJ		5	6	11
18	64	Aaron MORRIS			10	10
19	27	Jamie STAUFFER		10		10
20	24	Matt TOOLEY			8	8
21	78	Nathan SPITERI		3	5	8
22	62	Brendan McINTYRE		2	4	6
23	34	Trent GIBSON			3	3
24	37	Michael EDWARDS		1	2	3

AUSTRALIAN SUPERBIKE CHAMPIONSHIP - MANUFACTURERS

Pos	No	Name	Rnd 6 Pole	Rnd 6 Race 1	Rnd 6 Race 2	Total
1		Suzuki		62	74	136
2		Kawasaki		40	35	75
3		Honda		32	39	71
4		Yamaha		32	27	59
5		BMW		17	34	51
6		Ducati	1	28		29
7		Aprilia		5	6	11


 Chief Timekeeper - Scott Laing


 Clerk of Course - Tom Williams


www.computime.com.au
COMPUTIME RACE TIMING SYSTEMS PTY LTD



2019



ASBK.COM.AU f t i y

Round 6 : Phillip Island GP Circuit : October 4 - 6

KAWASAKI AUSTRALIAN SUPERBIKE CHAMPIONSHIP PROVISIONAL PROGRESSIVE CHAMPIONSHIP POINTS

AUSTRALIAN SUPERBIKE CHAMPIONSHIP

Pos	No	Name	Rnd 1 WSBK	Rnd 2 W/ffd	Rnd 3 Bend	Rnd 4 MP	Rnd 5 Wint	Rnd 6 Pole	Rnd 6 Race 1	Rnd 6 Race 2	Total
1	1	Troy HERFOSS	41	50	41	37	27		20	25	241
2	47	Wayne MAXWELL	40	35	38	45	35		25	20	238
3	46	Michael JONES	49	34	57	44	33.5	1	18		236.5
4	65	Cru HALLIDAY	55	41	53	34	23		16		222
5	21	Josh WATERS	50	30	46	31	24		17	18	216
6	67	Bryan STARING	48	27	75	26	22.5		13		211.5
7	12	Matt WALTERS	30	26	31	25	18.5		14	16	160.5
8	25	Daniel FALZON	32	33	30	14	15		15	17	156
9	8	Alex PHILLIS	19	24	25	25	17		8	13	131
10	61	Arthur SISSIS	18	14	31	25	18.5				106.5
11	30	Mark CHIODO	24	16	39	8	6		12		105
12	92	Damon REES	11	19	29	9	16.5			14	98.5
13	168	Glenn SCOTT	28	23	39						90
14	22	Lachlan EPIS	10	4	22	21	7		9	12	85
15	14	Glenn ALLERTON	40	16					11	15	82
16	28	Aiden WAGNER	71								71
17	33	Sloan FROST	12	15	15				7	11	60
18	29	Ted COLLINS	31	10	8						49
19	64	Aaron MORRIS				15	15			10	40
20	62	Brendan McINTYRE		7	19				2	4	32
21	11	Philip CZAJ	8	5	7				5	6	31
22	13	David BARKER	1		15				4	7	27
23	41	Max CROKER	27								27
24	217	Dean HASLER							6	9	15
25	24	Matt TOOLEY	1		6					8	15
26	98	Evan BYLES			13						13
27	27	Jamie STAUFFER							10		10
28	55	Brian HOUGHTON				10					10
29	83	Kyle BUCKLEY					9				9
30	78	Nathan SPITERI							3	5	8
31	37	Michael EDWARDS		2					1	2	5
32	77	Adam SENIOR			5						5
33	76	Paul VAN DER HEIDEN			4						4
34	34	Trent GIBSON								3	3
35	82	Ryan YANKO	3								3
36	44	Will DAVIDSON		2							2

AUSTRALIAN SUPERBIKE CHAMPIONSHIP - MANUFACTURERS

Pos	No	Name	Rnd 1 WSBK	Rnd 2 W/ffd	Rnd 3 Bend	Rnd 4 MP	Rnd 5 Wint	Rnd 6 Pole	Rnd 6 Race 1	Rnd 6 Race 2	Total
1		Suzuki	166	125	174	126	94.5		62	74	821.5
2		Kawasaki	166	80	195	72	57		40	35	645
3		Yamaha	158	78	94	48	38		32	27	475
4		Honda	76	85	109	64	49.5		32	39	454.5
5		Ducati	3	34	57	44	33.5	1	28		200.5
6		BMW	71	26	12	15	15		17	34	190
7		Aprilia	8	5	7				5	6	31

Chief Timekeeper - Scott Laing

Clerk of Course - Tom Williams



www.computime.com.au
COMPUTIME RACE TIMING SYSTEMS PTY LTD



2019



ASBK.COM.AU f t i y

Round 6 : Phillip Island GP Circuit : October 4 - 6

KAWASAKI AUSTRALIAN SUPERBIKE CHAMPIONSHIP

Race 2

Date: 06/10/19
Event: R12
Weather: Mostly Cloudy & Windy - Temp: 20.4C
Track: Dry - Temp: 36.6C


Started at: 13:58:38
Laps: 12
Starters: 24
Printed at: 14:26

PROVISIONAL RACE INFORMATION

Time	Description
13:44:57	SIGHTING LAP STARTED / PIT EXIT OPEN FOR 3 MINUTES
13:47:03	BIKES ON GRID / PIT EXIT CLOSED / WARM UP LAP AT 1:56
13:56:09	WARM UP LAP STARTED
13:58:38	Event Start
14:02:38	Rider 65 (Cru HALLIDAY) CRASHED TURN 10 - RIDER UP
14:09:08	Rider 46 (Mike JONES) CRASH TURN 5 - RIDER UP
14:10:05	Race Direction: Incident Turn 5 under investigation - Bike 46 & 47
14:10:13	Rider 67 (Bryan STARING) CRASHED - TURN 9 - RIDER UP
14:10:20	Race Direction: Incident Turn 5 under investigation - Bike 46 & 47
14:11:56	Rider 30 (Mark CHIODO) CRASHED - TURN 9 - RIDER UP
14:17:25	Chequered Flag
14:17:56	Race Direction: Final race 2 results pending post race investigation
14:20:08	Event Finish
14:21:28	Race Direction: Incident Turn 5 - No further action Bike 46 & 47

The results are provisional until the end of the time limit for protests and appeals.


Chief Timekeeper - Scott Laing


Clerk of Course - Tom Williams



www.computime.com.au
COMPUTIME RACE TIMING SYSTEMS PTY LTD

